

**Role:**

Instructor

**Objectives:**

In this scenario, you will:

- Navigate to the **Tools** page
- Subscribe using iTunes, Google Reader, or Juice
- Play the content media in the podcatcher

**Quick Start Guide:****Subscribing to a Podcast**


Podcast episodes can be played directly from the course page; however, students are encouraged to subscribe to the podcast so the content media will be sent to the student's podcatcher (e.g., iTunes or Juice) or by some other feed aggregator (e.g., Google Reader or Netvibes).

**Navigation:**


1. Enter a course.
2. Click the **Tools** link in the course menu frame.
3. Click the **Podcast** link.

**Steps:**

## Subscribing Using iTunes

1. Select .
2. If the **External Protocol Request** dialog box displays, click the **Launch application** button.
3. Select the Podcast title and click the **Play** button to play the content media.

## Subscribing Using Google Reader

1. Right click .
- If you are using a Macintosh, ctrl+click on the **RSS** button.
2. If using Firefox as your browser, select the **Copy Link Location** option.
- If using Internet Explorer as your browser, select the **Copy Shortcut** option.
3. Launch the Google Reader application.
4. Click the **Add Subscription** link.
5. In the subscription address field, right click and select the **Paste** option.
6. Click the **Add** button.
7. Click the **Play** button to play the content media.

## Opening Attachments

1. If you want to open the attachment from the Google Reader, click the attachment link.
2. In the dialog box, click the **OK** button to open the attachment.




**Role:**  
Instructor

## Quick Start Guide: Subscribing to a Podcast (continued)

### Steps:

#### Subscribing Using Juice

1. Right click (or Ctrl-click on a Mac)  .  
If you are using a Macintosh, ctrl+click on the **RSS** button.
2. If using Firefox as your browser, select the **Copy Link Location** option.  
If using Internet Explorer as your browser, select the **Copy Shortcut** option.
3. Launch the Juice application.
4. On the **Subscriptions** tab, click the **Add new feed** button.
5. In the **Add a Feed** dialog box, right click and select the **Paste** option in the **URL** field.
6. Click the **Save** button.
7. Select the episode to download.
8. Click the **Check/Download selected feed** button.
9. On the **Downloads** tab, right click on the content media and select the **Play episode in mediaplayer** option.